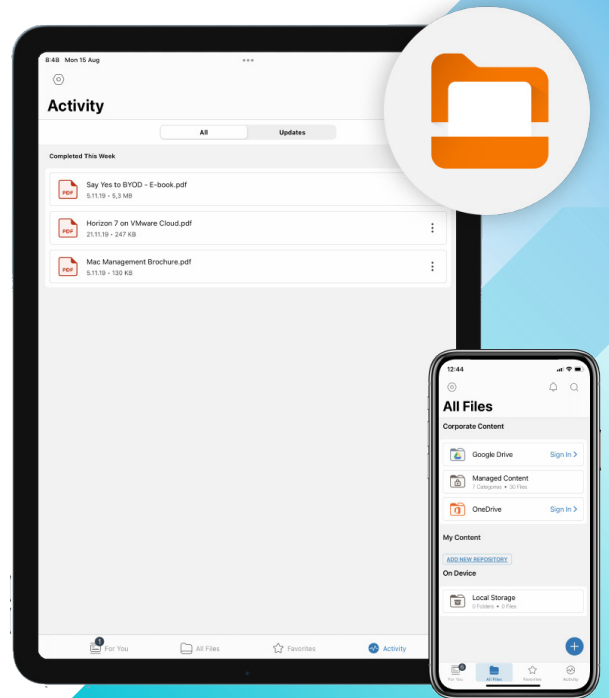


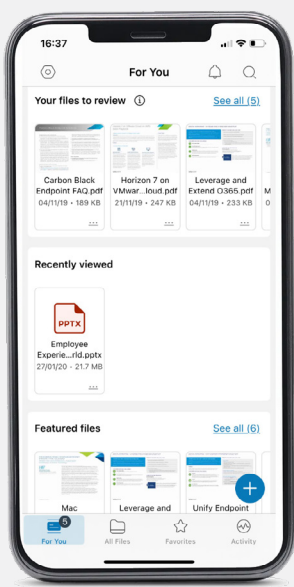
VMware Workspace ONE Content

VMware Workspace ONE® Content provides you with a central application to securely access, distribute and collaborate on the latest files, documents and other content across repositories from any device, anywhere, and anytime.

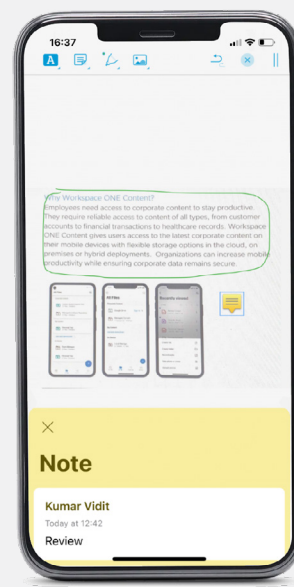


Key features

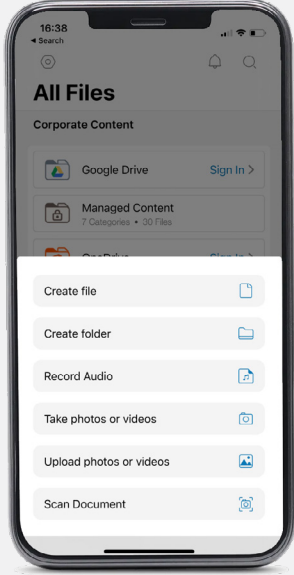
Search your content across cloud or local storage using a single access point



Make edits, add comments and share files on the go



Create different types of content



A unified view to manage all opened files



Getting started

- 1 Download the app using one of the following options:
 - If you have a **fully managed (company-owned) device**, Workspace ONE Content may be automatically pushed to your device.
 - If you are using a **personal device**, download “Content - Workspace ONE” from the Apple App Store or Google Play store.
 - **Note:** For **both device types**, you can download Intelligent Hub and get Workspace ONE Content from the Apps section.
- 2 Allow Workspace ONE Content to send notifications.
- 3 Enter your corporate credentials.
- 4 Allow the Workspace ONE Content app to access your location.
- 5 View and agree to the privacy and data sharing settings.
- 6 You are all set up and can begin using Workspace ONE Content.

FAQs

Will the Workspace ONE Content app monitor my personal activity or data on my mobile device?

Workspace ONE Content works to provide complete transparency into what data is being collected through a privacy notice. The privacy notice will be presented when you are first getting started in the app. You will be alerted any time a change is made that could impact your privacy.



Why should I use Workspace ONE Content if I have Office365 or G Suite apps?

Workspace ONE Content provides a secure one-stop-shop solution for all things content. You can access, scan, create and edit documents, PDFs and other types of files on a single app. It is integrated with other apps such as Workspace ONE Boxer. Such workflow integration enables you to share files with your team for further collaboration, creating an immersive and seamless experience.

How do I integrate my other cloud storage such as Google Drive or OneDrive with the Workspace ONE Content app?

Navigate to the **All Files** tab and sign into your Google Drive or OneDrive using your company credentials.